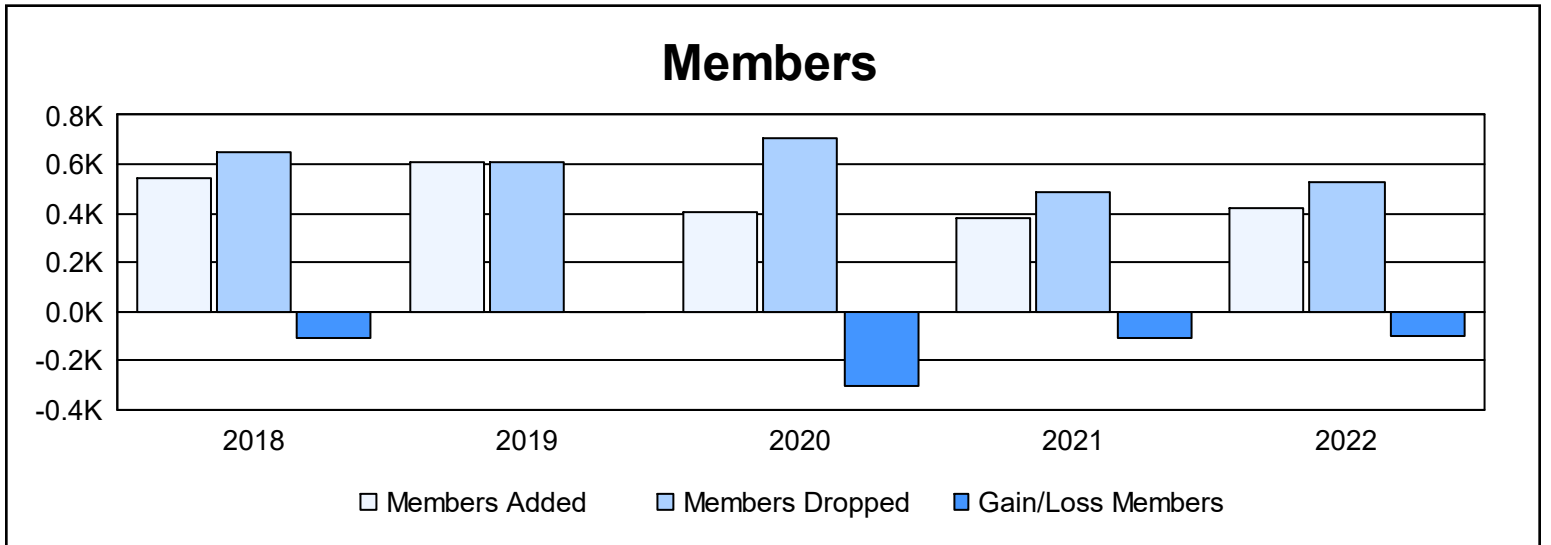
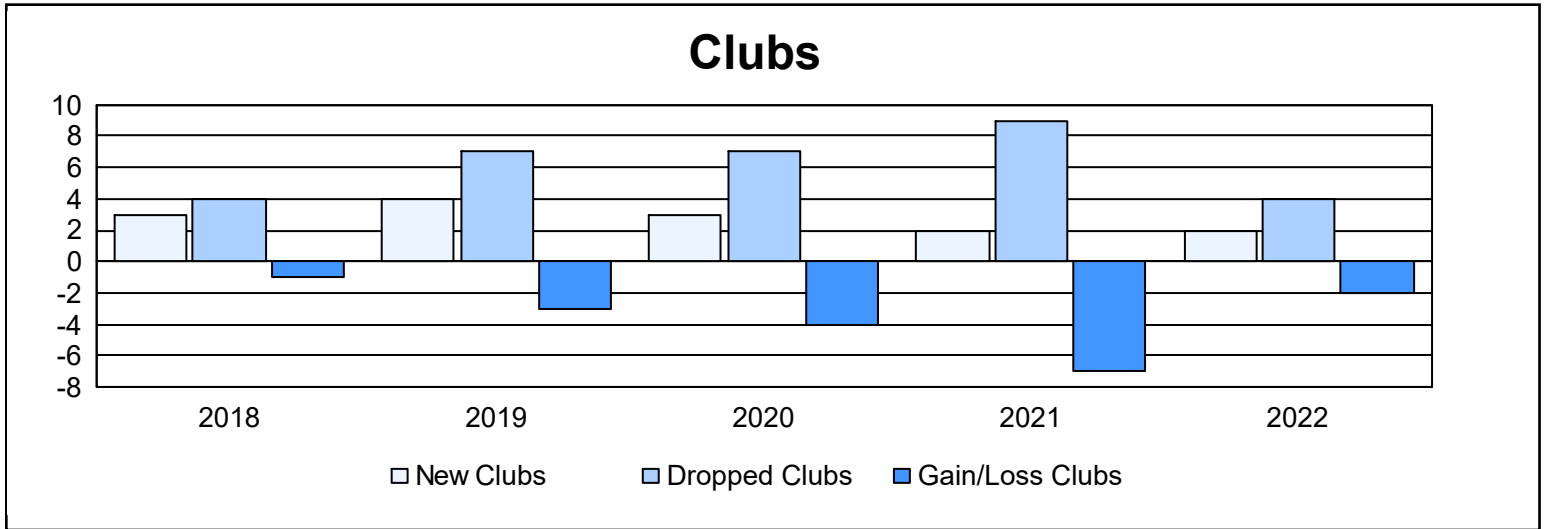
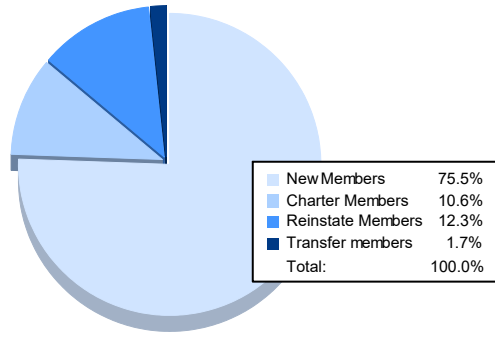


Year	New Clubs	Dropped Clubs	Gain/ Loss Clubs	New Members	Charter Members	Reinstate Members	Transfer Members	Total Member Added	Total Members Dropped	Gain/ Loss Members
2017-2018	3	4	-1	402	86	47	6	541	652	-111
2018-2019	4	7	-3	427	102	46	33	608	610	-2
2019-2020	3	7	-4	249	78	60	20	407	707	-300
2020-2021	2	9	-7	247	54	60	19	380	485	-105
2021-2022	2	4	-2	320	45	52	7	424	524	-100
<b>Average</b>	<b>3</b>	<b>6</b>	<b>-3</b>	<b>329</b>	<b>73</b>	<b>53</b>	<b>17</b>	<b>472</b>	<b>596</b>	<b>-124</b>



### Membership Composition June 2022 Cumulative



### Gender Composition June 2022 Cumulative

